

Эффективность света:

**125 Lumen/Watt**

Качество света:

**CRI: 82,9**

Цветовая температура:

**4193 K**

**Поток: 5607 lm**

**Интенс.: 2794 cd**

**Мощн.: 44,8 W**

**КПД: 0,94**

4 PLANES



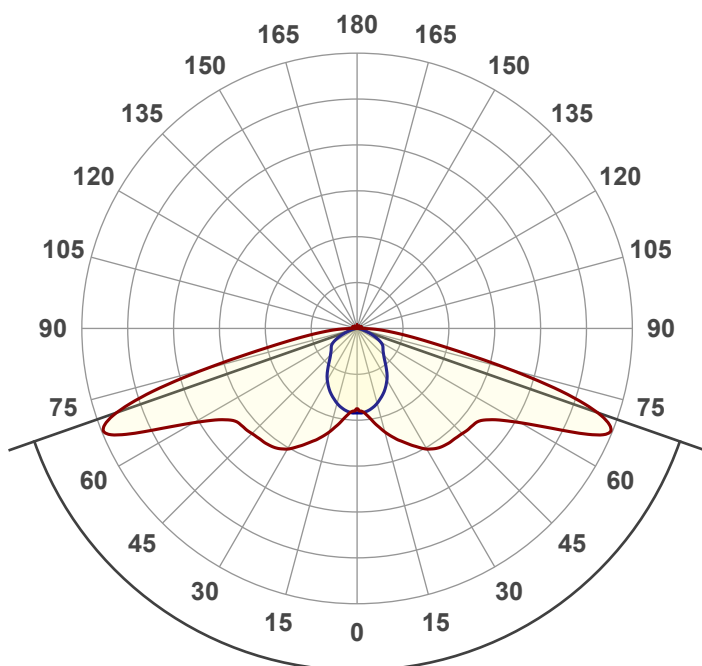
Название продукта:

**VILED CC**

**M2-K-H-48-266.100.143-4-0-67**

Дата и время:

**12.02.2018 14:07:27**



Угол пучка

**141,4°**

Цвет

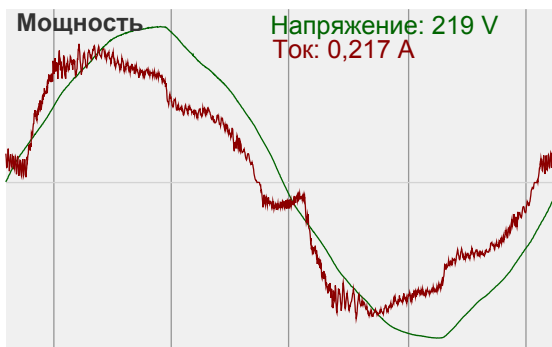
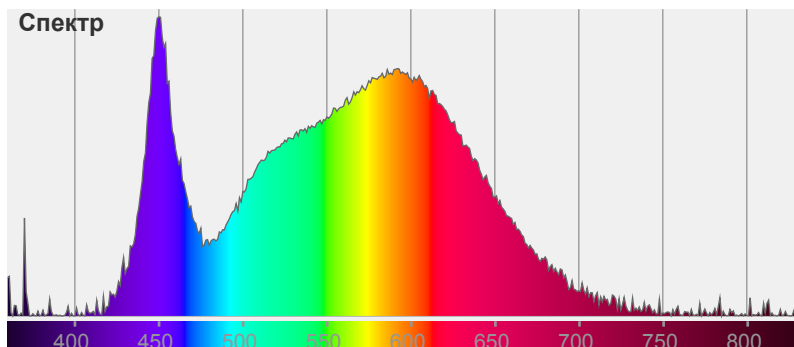


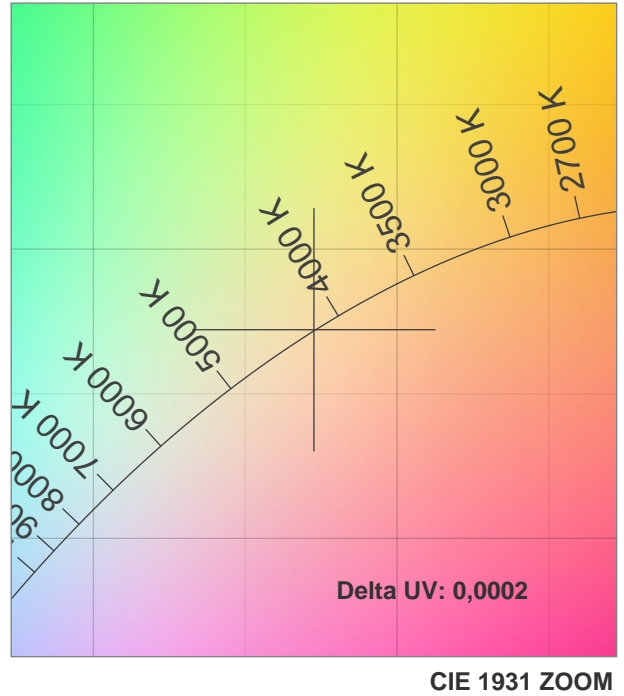
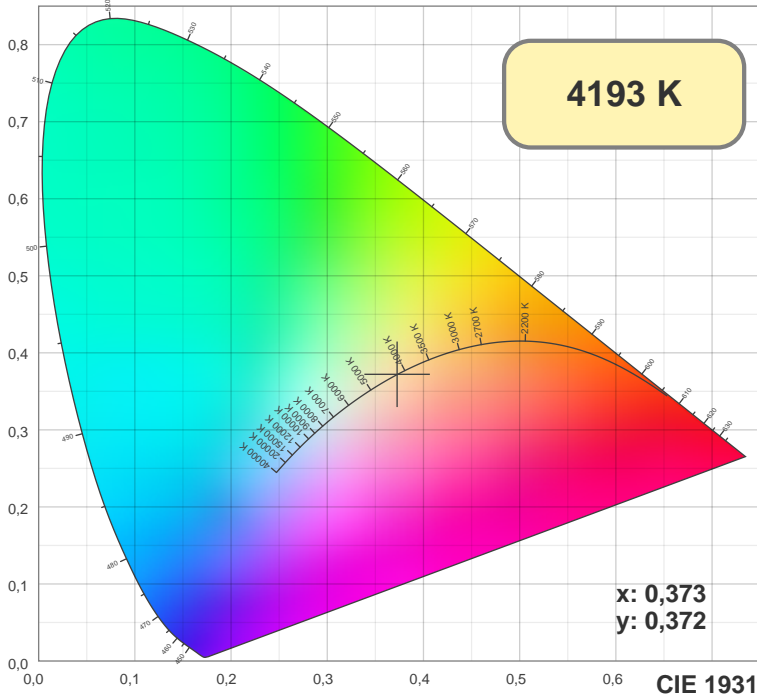
CIE1931

x: 0,373

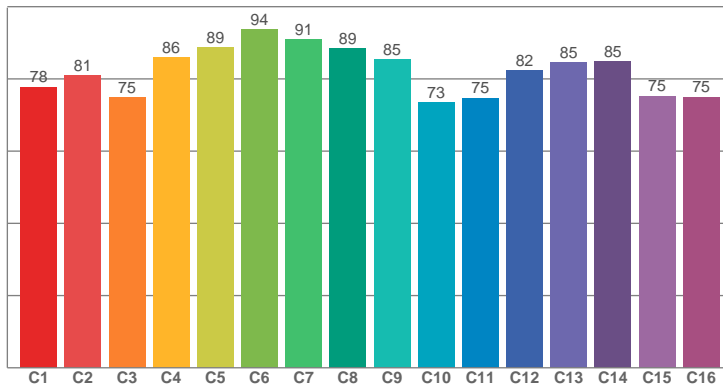
y: 0,372

Спектр

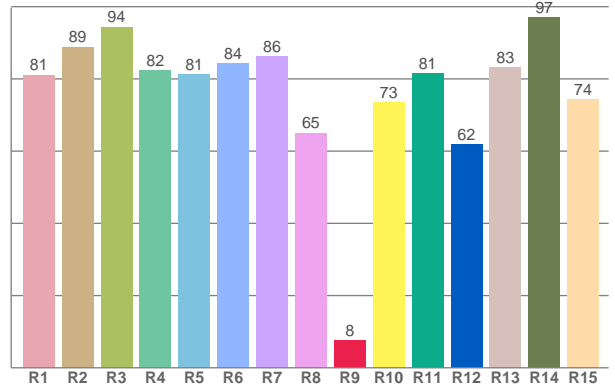




TM30: 82,1



CRI: 82,9 (R1-R8)



CRI R values, only R1-R8 are used to calculate final CRI value

R1	R2	R3	R4	R5	R6	R7	R8	R9	R10	R11	R12	R13	R14	R15
81,12	88,82	94,38	82,28	81,31	84,37	86,19	65,03	7,56	73,49	81,43	61,93	83,09	97,08	74,41

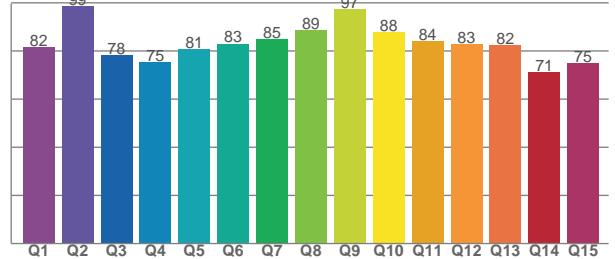
TM30 C values, 16 binned values out of total of 99 C values

C1	C2	C3	C4	C5	C6	C7	C8	C9	C10	C11	C12	C13	C14	C15	C16
77,74	81,03	74,79	85,89	88,62	93,62	90,94	88,52	85,42	73,41	74,70	82,39	84,60	84,78	75,31	74,98

CQS Q values

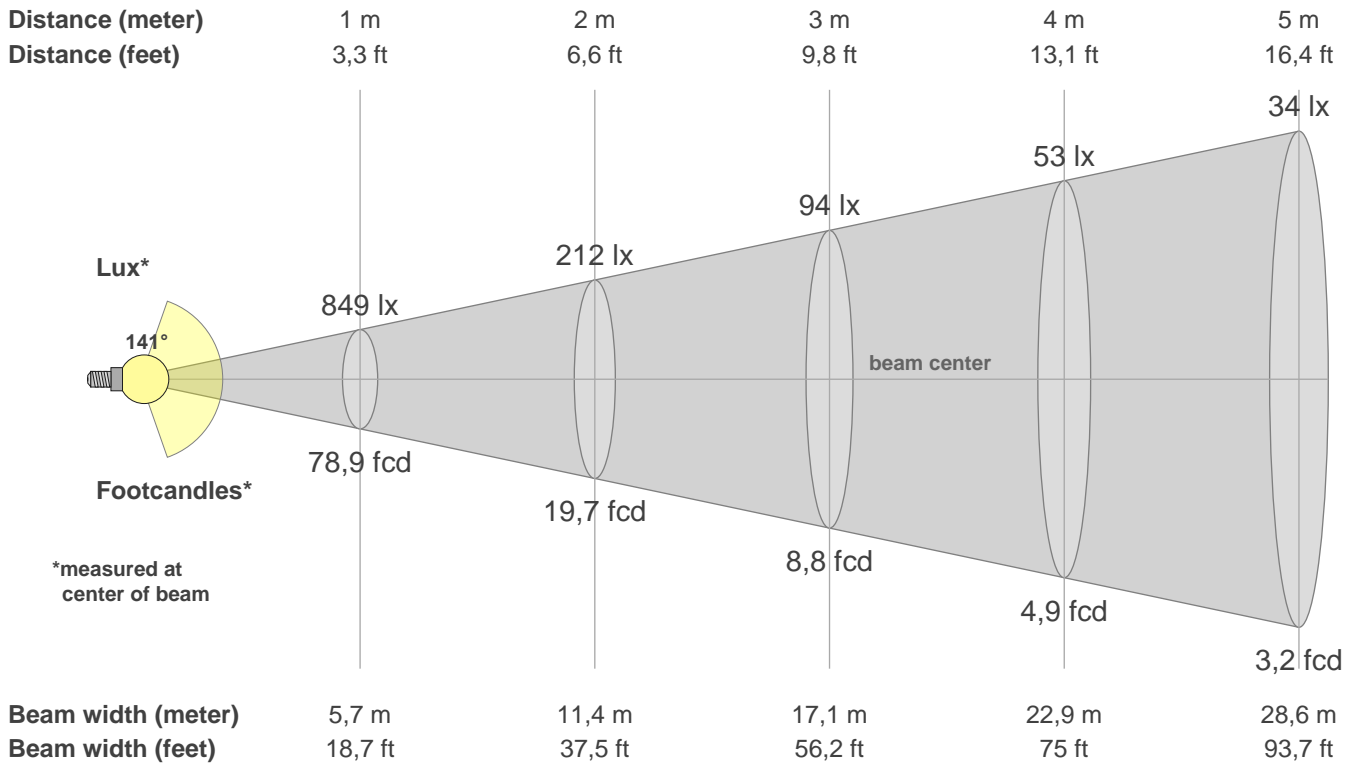
Q1	Q2	Q3	Q4	Q5	Q6	Q7	Q8	Q9	Q10	Q11	Q12	Q13	Q14	Q15
81,59	98,53	78,29	75,37	80,92	83,06	84,98	88,70	97,49	87,82	84,21	82,74	82,36	71,09	74,91

CQS: 81,9



Color parameters

CCT	CRI	CRI R9	TM30 Rf	TM30 Rg	CQS	x	y	u	v	Duv
4193 K	82,9	7,6	82,1	95,7	81,9	0,4	0,4	0,2	0,3	0,0002



**Intensities in 0° c-plane**

0°	5°	10°	15°	20°	25°	30°	35°	40°	45°	50°	55°	60°	65°	70°	75°	80°	85°	90°	95°
849	866	971	1094	1209	1315	1422	1481	1502	1519	1542	1628	1927	2542	2679	1615	679	305	63	30
100%	102%	114%	129%	142%	155%	168%	175%	177%	179%	182%	192%	227%	299%	316%	190%	80%	36%	7%	4%

**Intensities in 90° c-plane**

0°	5°	10°	15°	20°	25°	30°	35°	40°	45°	50°	55°	60°	65°	70°	75°	80°	85°	90°	95°
849	858	832	791	738	678	608	526	445	385	346	320	277	203	128	72	42	21	15	14
100%	101%	98%	93%	87%	80%	72%	62%	52%	45%	41%	38%	33%	24%	15%	8%	5%	2%	2%	2%

**Intensities in 180° c-plane**

0°	5°	10°	15°	20°	25°	30°	35°	40°	45°	50°	55°	60°	65°	70°	75°	80°	85°	90°	95°
849	866	971	1094	1209	1315	1422	1481	1502	1519	1542	1628	1927	2542	2679	1615	679	305	63	30
100%	102%	114%	129%	142%	155%	168%	175%	177%	179%	182%	192%	227%	299%	316%	190%	80%	36%	7%	4%

**Intensities in 270° c-plane**

0°	5°	10°	15°	20°	25°	30°	35°	40°	45°	50°	55°	60°	65°	70°	75°	80°	85°	90°	95°
849	858	832	791	738	678	608	526	445	385	346	320	277	203	128	72	42	21	15	14
100%	101%	98%	93%	87%	80%	72%	62%	52%	45%	41%	38%	33%	24%	15%	8%	5%	2%	2%	2%

Beam angle 50%	Field angle 10%	Cutoff angle 2,5%	Intensity ratio in 120° cone	Intensity ratio in 90° cone
141,4°	168,8°	227,5°	56,7%	33,5%