

Эффективность света:

127 Lumen/Watt

Качество света:

CRI: 85,6

Цветовая температура:

4054 K

Поток: 4436 lm
Интенс.: 2281 cd

Мощн.: 35,0 W
КПД: 0,90

4 PLANES



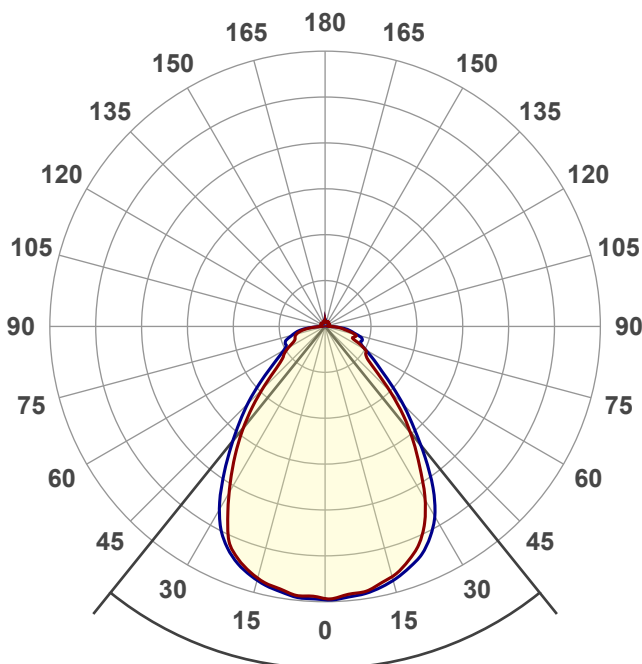
Название продукта:

ViLED CC

04-Y-C-36-1500.130.15-4-0-65

Дата и время:

01.12.2017 11:46:56



Угол пучка

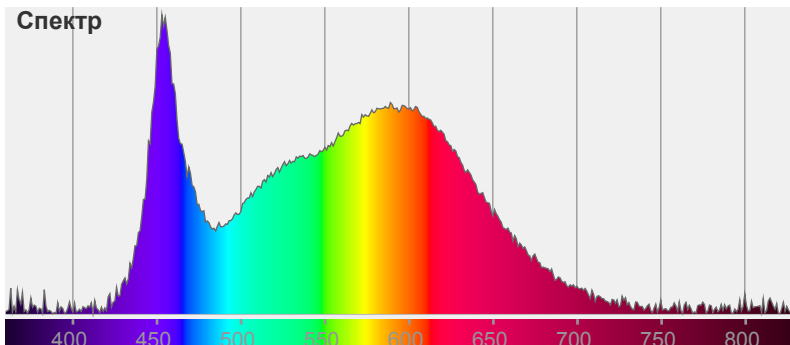
77,7°

Цвет



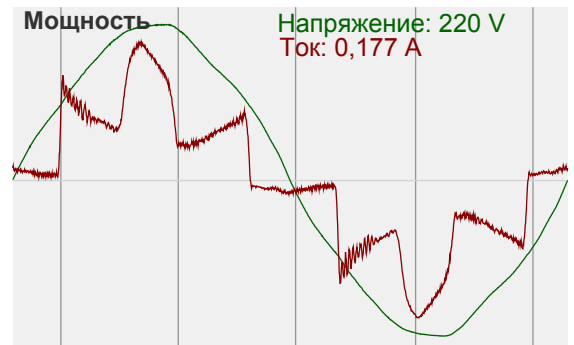
CIE1931
x: 0,363
y: 0,358

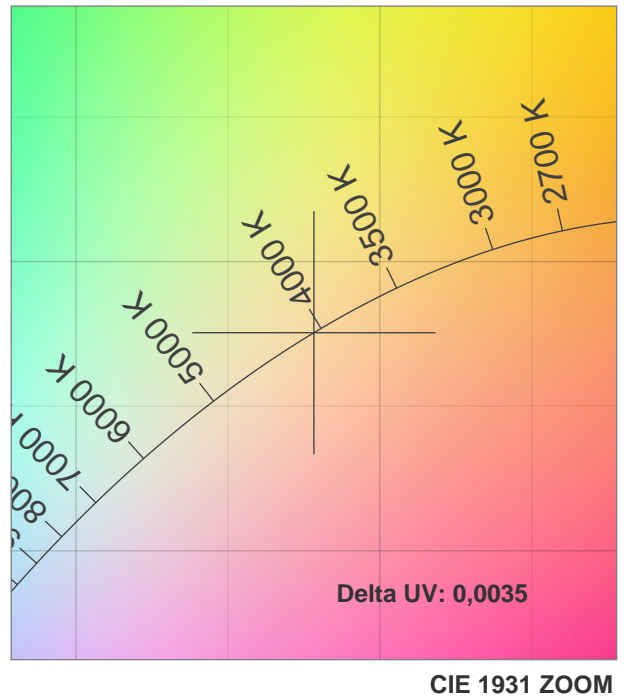
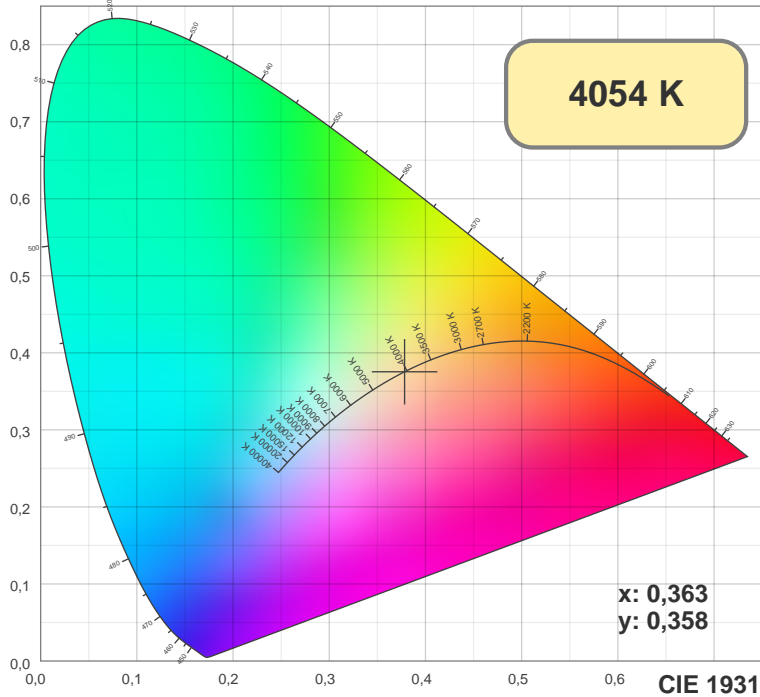
Спектр



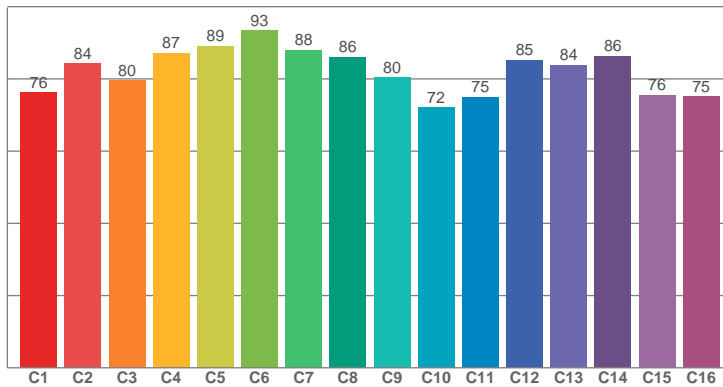
Мощность

Напряжение: 220 V
Ток: 0,177 A

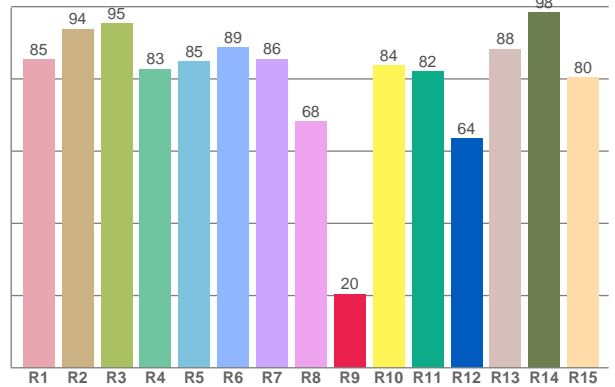




TM30: 82,2



CRI: 85,6 (R1-R8)



CRI R values, only R1-R8 are used to calculate final CRI value

R1	R2	R3	R4	R5	R6	R7	R8	R9	R10	R11	R12	R13	R14	R15
85,38	93,81	95,37	82,78	84,80	88,77	85,54	68,26	20,47	83,73	81,99	63,54	88,26	98,41	80,35

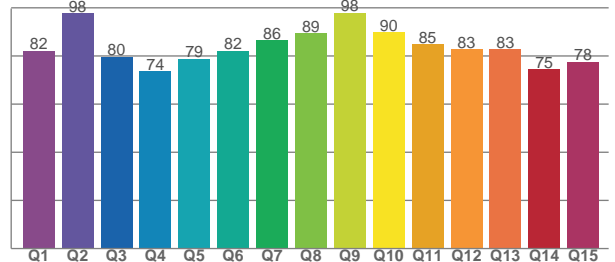
TM30 C values, 16 binned values out of total of 99 C values

C1	C2	C3	C4	C5	C6	C7	C8	C9	C10	C11	C12	C13	C14	C15	C16
76,19	84,24	79,57	87,22	89,10	93,37	88,03	86,08	80,40	72,07	75,01	85,26	83,89	86,36	75,52	75,15

CQS Q values

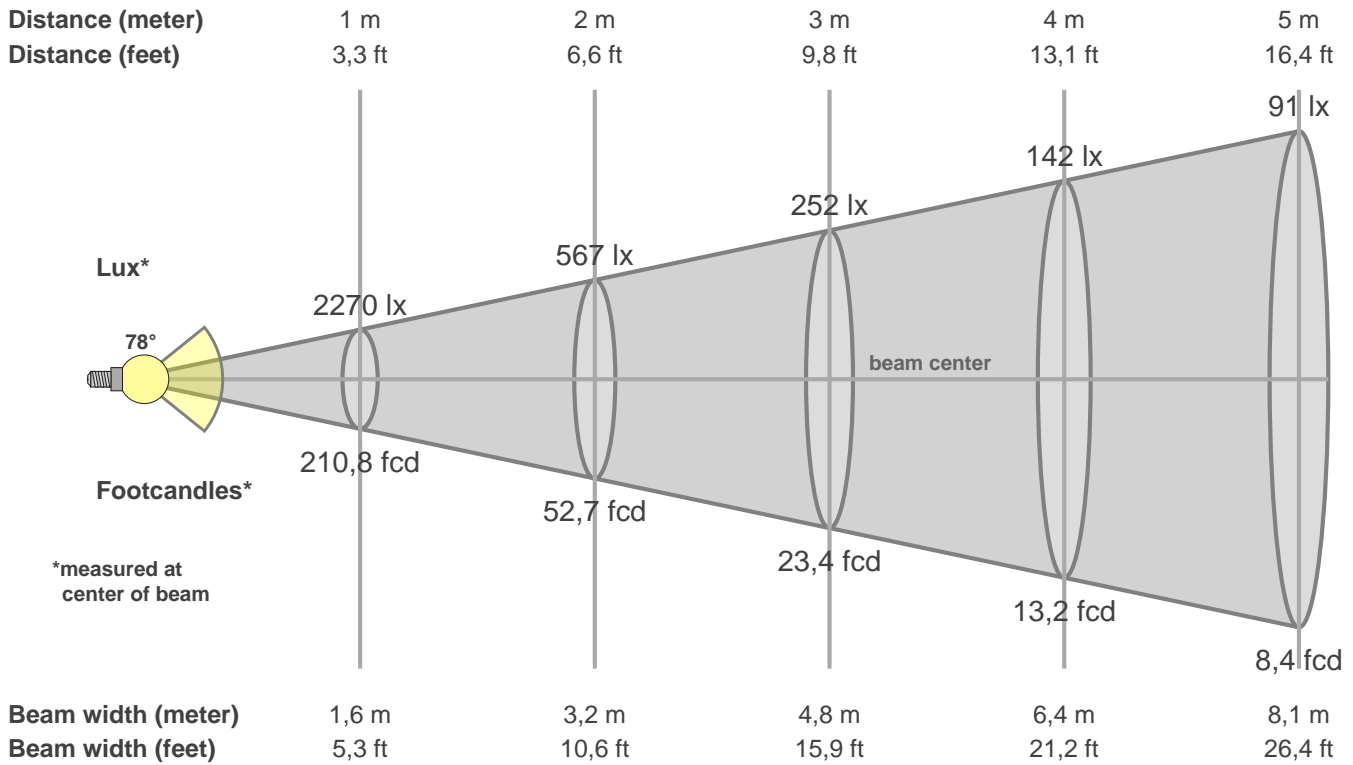
Q1	Q2	Q3	Q4	Q5	Q6	Q7	Q8	Q9	Q10	Q11	Q12	Q13	Q14	Q15
82,21	97,76	79,70	73,66	78,91	82,20	86,42	89,35	98,00	90,05	85,04	82,93	82,69	74,58	77,61

CQS: 82,6



Color parameters

CCT	CRI	CRI R9	TM30 Rf	TM30 Rg	CQS	x	y	u	v	Duv
4054 K	85,6	20,5	82,2	94,5	82,6	0,4	0,4	0,2	0,3	0,0035



Intensities in 0° c-plane

0°	5°	10°	15°	20°	25°	30°	35°	40°	45°	50°	55°	60°	65°	70°	75°	80°	85°	90°	95°
2270	2242	2219	2158	2062	1910	1666	1353	1065	768	528	418	383	283	259	253	178	119	51	34
100%	99%	98%	95%	91%	84%	73%	60%	47%	34%	23%	18%	17%	12%	11%	11%	8%	5%	2%	1%

Intensities in 90° c-plane

0°	5°	10°	15°	20°	25°	30°	35°	40°	45°	50°	55°	60°	65°	70°	75°	80°	85°	90°	95°
2270	2264	2241	2191	2117	2005	1828	1536	1202	922	679	510	394	331	330	284	216	139	39	18
100%	100%	99%	97%	93%	88%	81%	68%	53%	41%	30%	22%	17%	15%	15%	13%	9%	6%	2%	1%

Intensities in 180° c-plane

0°	5°	10°	15°	20°	25°	30°	35°	40°	45°	50°	55°	60°	65°	70°	75°	80°	85°	90°	95°
2270	2254	2218	2170	2080	1908	1602	1306	1022	744	520	423	354	286	267	246	196	113	38	31
100%	99%	98%	96%	92%	84%	71%	58%	45%	33%	23%	19%	16%	13%	12%	11%	9%	5%	2%	1%

Intensities in 270° c-plane

0°	5°	10°	15°	20°	25°	30°	35°	40°	45°	50°	55°	60°	65°	70°	75°	80°	85°	90°	95°
2270	2272	2239	2189	2111	1976	1758	1458	1166	914	683	507	399	362	347	287	228	137	38	20
100%	100%	99%	96%	93%	87%	77%	64%	51%	40%	30%	22%	18%	16%	15%	13%	10%	6%	2%	1%

Beam angle 50%	Field angle 10%	Cutoff angle 2,5%	Intensity ratio in 120° cone	Intensity ratio in 90° cone
77,7°	149,8°	175,9°	80,7%	66,0%