

# СЕВЕРО-ЗАПАДНАЯ СВЕТОТЕХНИЧЕСКАЯ ЛАБОРАТОРИЯ

Эффективность света:

141 Lumen/Watt

Качество света:

CRI: 85,8

Цветовая температура:

4085 K

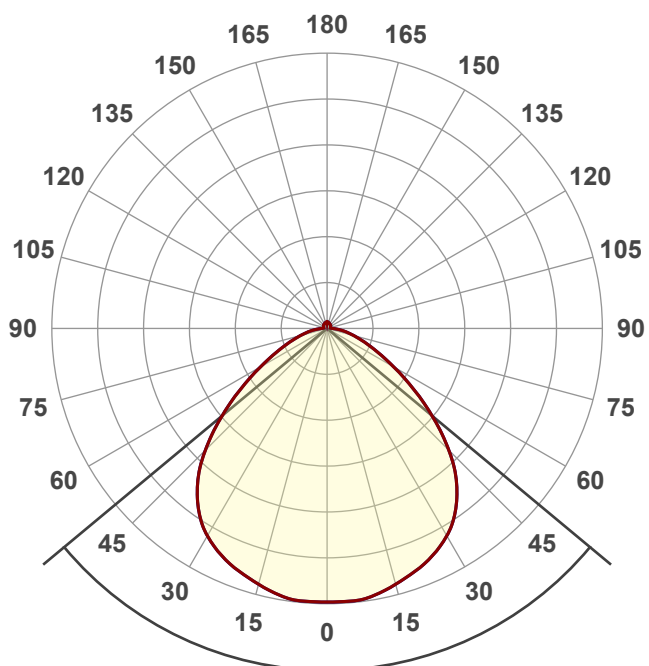
Поток: 3262 lm

Интенс.: 1261 cd

Мощн.: 23,2 W

КПД: 0,93

4 PLANES



Угол пучка

100,5°

Цвет


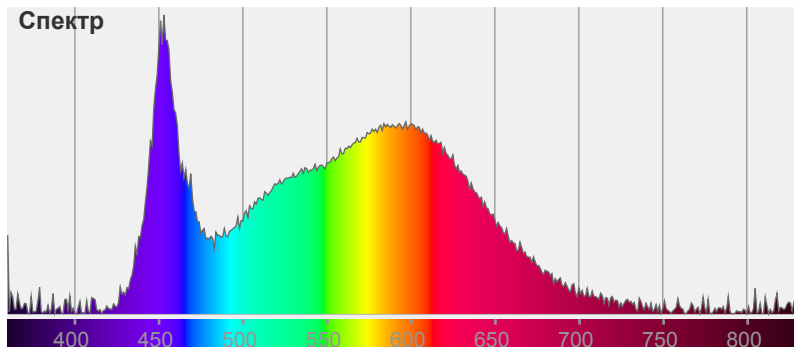


CIE1931

x: 0,362

y: 0,355

Спектр



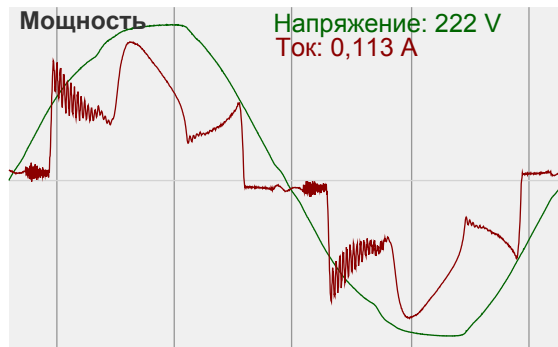
Название продукта:

ViLED CC

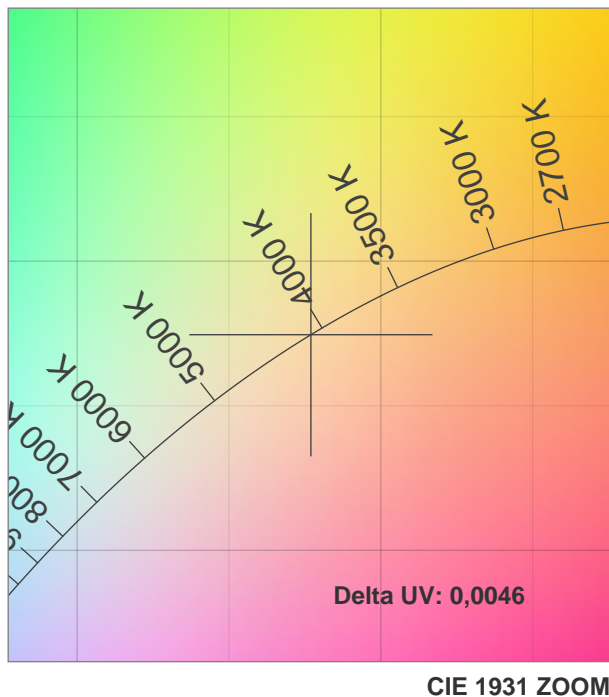
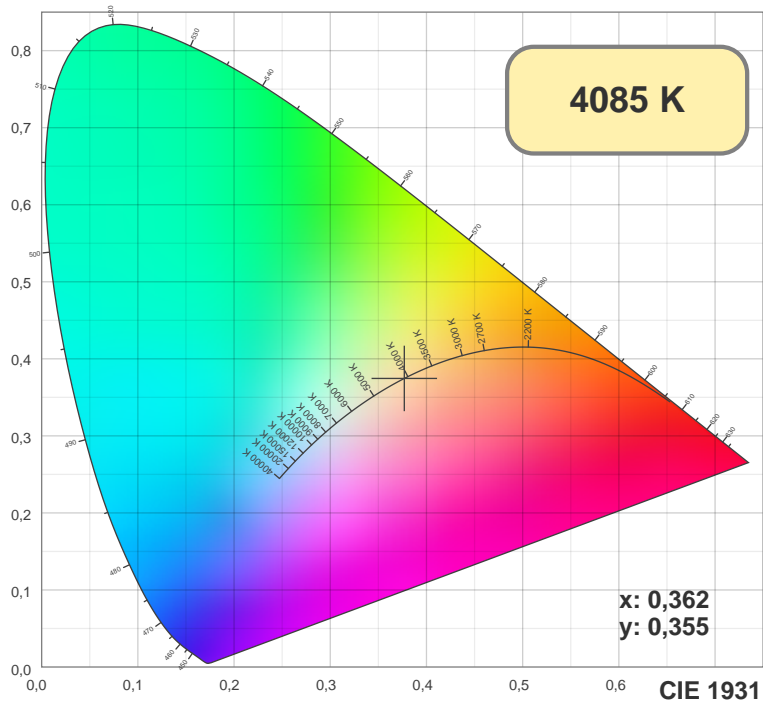
03-У-К-24-1190.130.15-4-0-65

Дата и время:

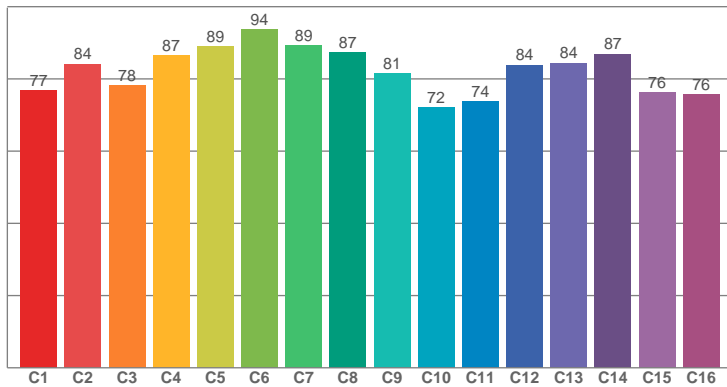
02.10.2017 10:42:37



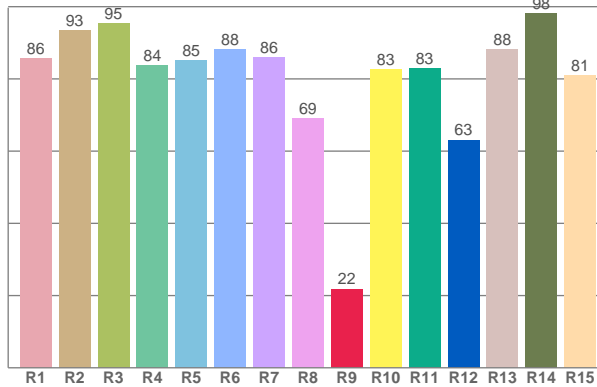
# СЕВЕРО-ЗАПАДНАЯ СВЕТОТЕХНИЧЕСКАЯ ЛАБОРАТОРИЯ



TM30: 82,2



CRI: 85,8 (R1-R8)



CRI R values, only R1-R8 are used to calculate final CRI value

R1	R2	R3	R4	R5	R6	R7	R8	R9	R10	R11	R12	R13	R14	R15
85,61	93,35	95,31	83,64	85,15	88,07	85,95	69,06	21,81	82,63	82,86	63,13	88,25	98,21	80,99

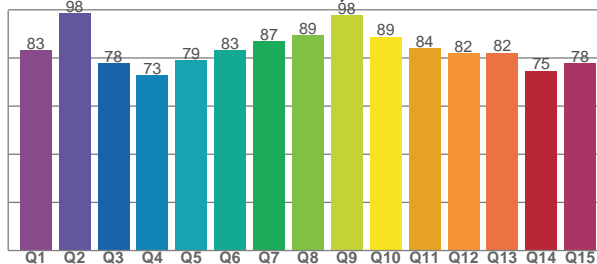
TM30 C values, 16 binned values out of total of 99 C values

C1	C2	C3	C4	C5	C6	C7	C8	C9	C10	C11	C12	C13	C14	C15	C16
76,78	84,15	78,12	86,59	88,94	93,70	89,30	87,24	81,50	72,08	73,73	83,88	84,45	86,95	76,28	75,61

CQS Q values

Q1	Q2	Q3	Q4	Q5	Q6	Q7	Q8	Q9	Q10	Q11	Q12	Q13	Q14	Q15
83,11	98,45	77,95	72,90	79,26	83,10	86,86	89,42	97,78	88,83	83,97	82,10	82,20	74,75	77,94

CQS: 82,4



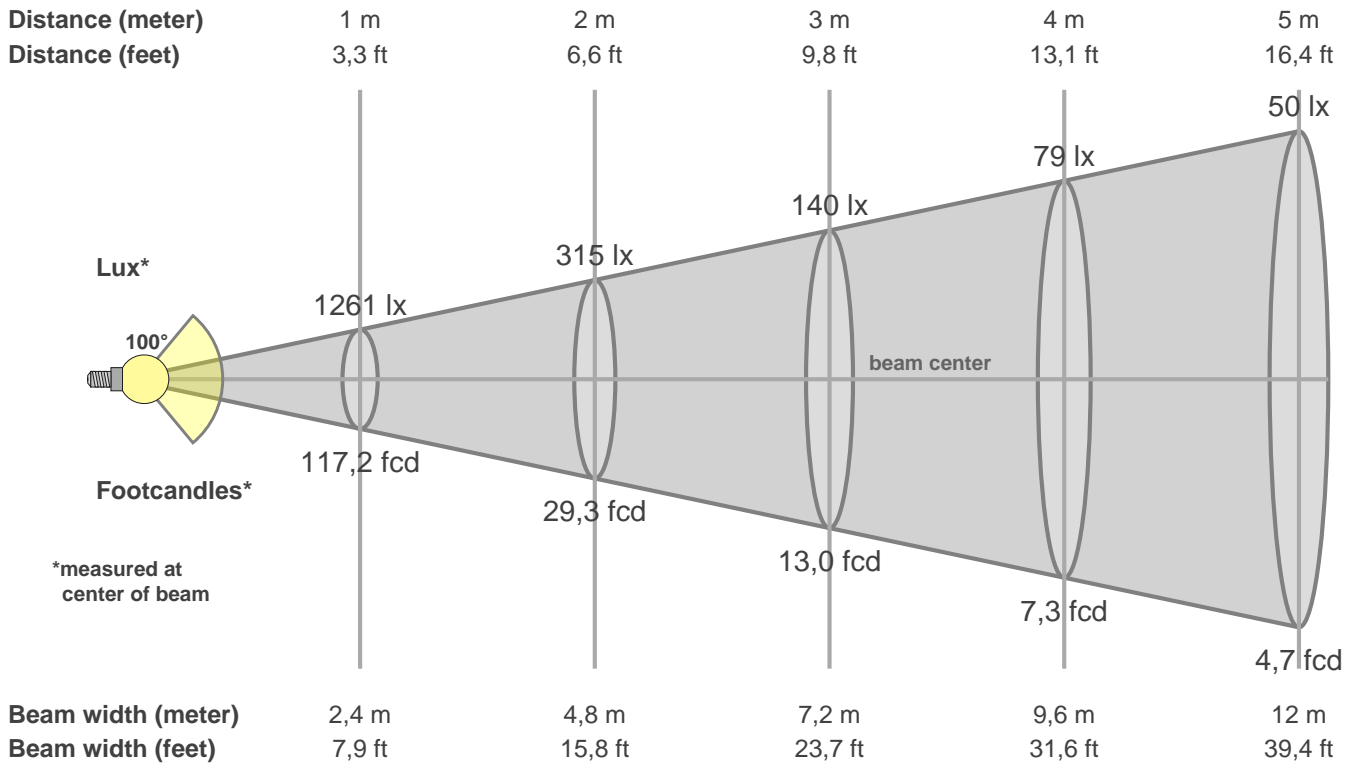
## Color parameters

CCT	CRI	CRI R9	TM30 Rf	TM30 Rg	CQS	x	y	u	v	Duv
4085 K	85,8	21,8	82,2	95,4	82,4	0,4	0,4	0,2	0,3	0,0046

# СЕВЕРО-ЗАПАДНАЯ СВЕТОТЕХНИЧЕСКАЯ ЛАБОРАТОРИЯ

## Beam details

3 of 3



### Intensities in 0° c-plane

0°	5°	10°	15°	20°	25°	30°	35°	40°	45°	50°	55°	60°	65°	70°	75°	80°	85°	90°	95°
1261	1260	1248	1220	1189	1152	1101	1027	925	791	638	488	359	258	184	129	87	52	27	18
100%	100%	99%	97%	94%	91%	87%	81%	73%	63%	51%	39%	28%	20%	15%	10%	7%	4%	2%	1%

### Intensities in 90° c-plane

0°	5°	10°	15°	20°	25°	30°	35°	40°	45°	50°	55°	60°	65°	70°	75°	80°	85°	90°	95°
1261	1260	1248	1220	1189	1152	1101	1027	925	791	638	488	359	258	184	129	87	52	27	18
100%	100%	99%	97%	94%	91%	87%	81%	73%	63%	51%	39%	28%	20%	15%	10%	7%	4%	2%	1%

### Intensities in 180° c-plane

0°	5°	10°	15°	20°	25°	30°	35°	40°	45°	50°	55°	60°	65°	70°	75°	80°	85°	90°	95°
1261	1260	1248	1220	1189	1152	1101	1027	925	791	638	488	359	258	184	129	87	52	27	18
100%	100%	99%	97%	94%	91%	87%	81%	73%	63%	51%	39%	28%	20%	15%	10%	7%	4%	2%	1%

### Intensities in 270° c-plane

0°	5°	10°	15°	20°	25°	30°	35°	40°	45°	50°	55°	60°	65°	70°	75°	80°	85°	90°	95°
1261	1260	1248	1220	1189	1152	1101	1027	925	791	638	488	359	258	184	129	87	52	27	18
100%	100%	99%	97%	94%	91%	87%	81%	73%	63%	51%	39%	28%	20%	15%	10%	7%	4%	2%	1%

Beam angle 50%	Field angle 10%	Cutoff angle 2,5%	Intensity ratio in 120° cone	Intensity ratio in 90° cone
100,5°	150,5°	177,6°	82,4%	60,1%