

Эффективность света:

135 Lumen/Watt

Качество света:

CRI: 85,2

Цветовая температура:

4049 K

Поток: 6197 lm

Интенс.: 2532 cd

Мощн.: 45,9 W

КПД: 0,91

4 PLANES



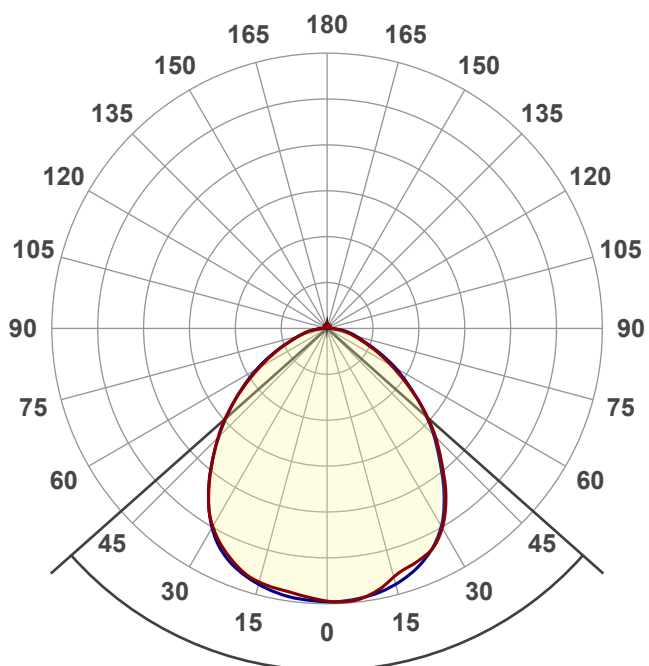
Название продукта:

ViLED CC

03-Y-A-48-1190.130.15-4-0-65

Дата и время:

16.11.2017 14:21:38



Угол пучка

96,8°

Цвет

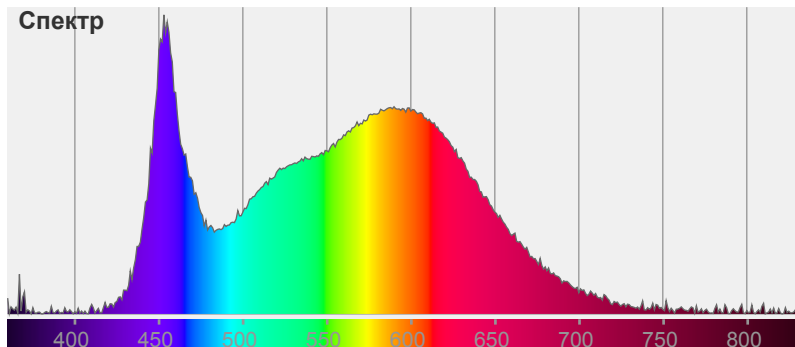


CIE1931

x: 0,365

y: 0,360

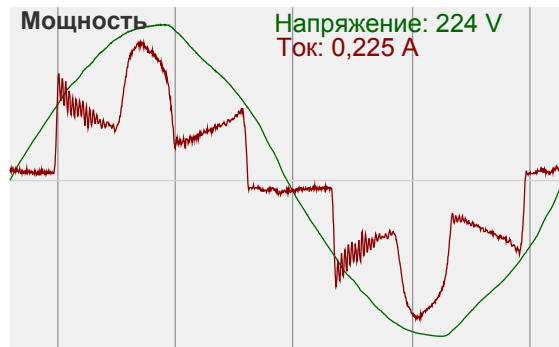
Спектр

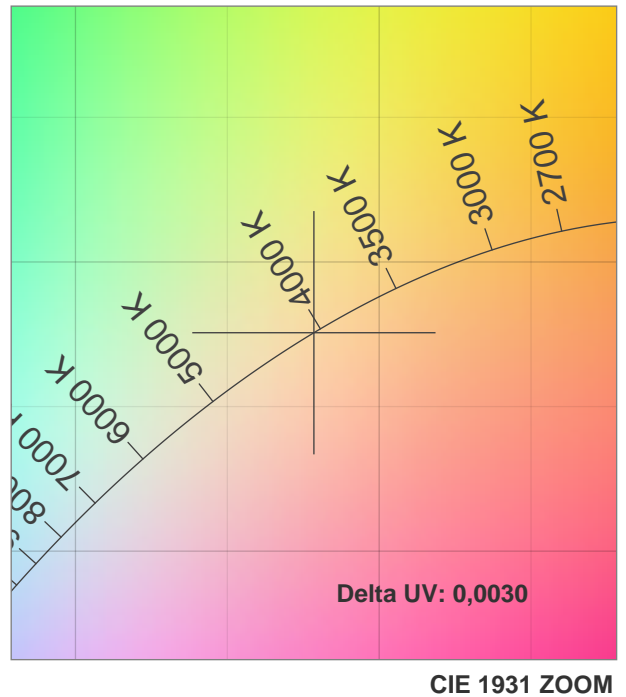
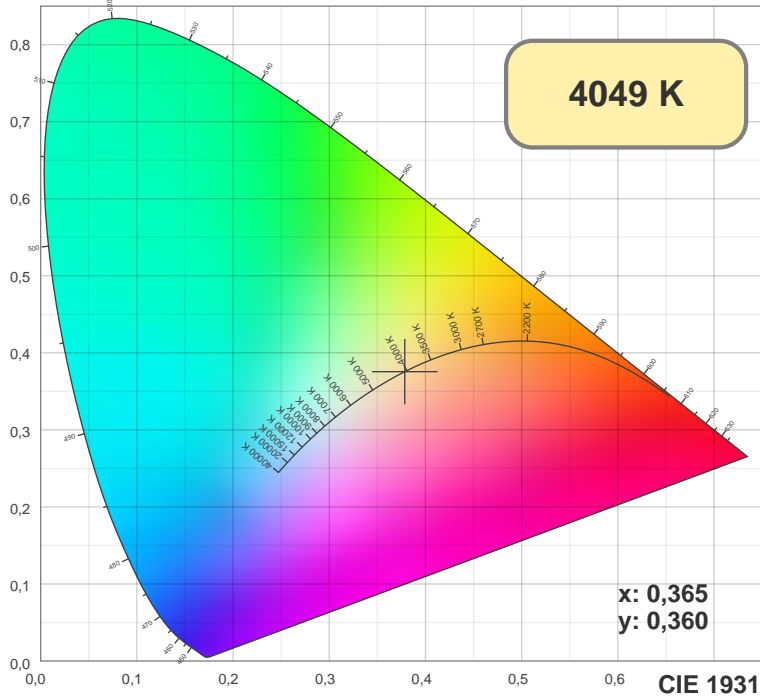


Мощность

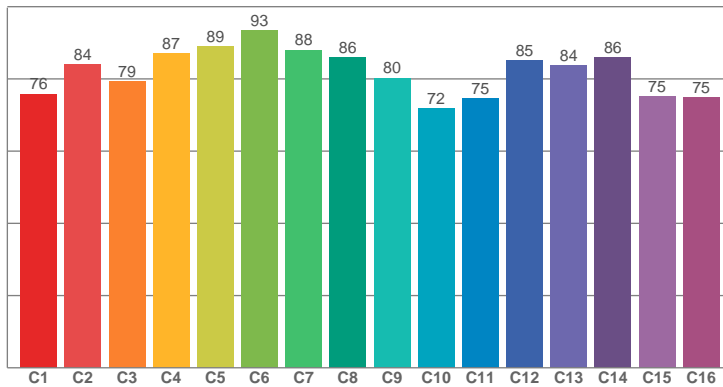
Напряжение: 224 V

Ток: 0,225 A

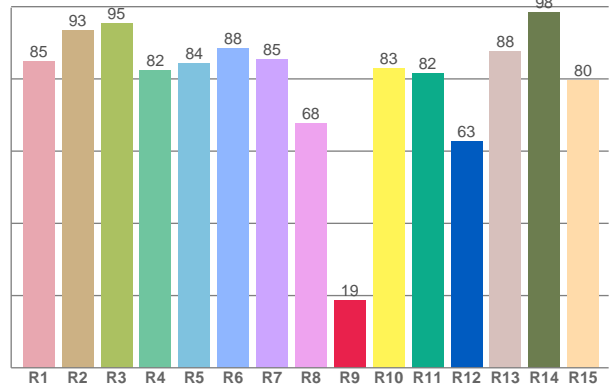




TM30: 82,0



CRI: 85,2 (R1-R8)



CRI R values, only R1-R8 are used to calculate final CRI value

R1	R2	R3	R4	R5	R6	R7	R8	R9	R10	R11	R12	R13	R14	R15
84,81	93,38	95,43	82,43	84,26	88,42	85,48	67,63	18,73	82,82	81,59	62,66	87,67	98,38	79,53

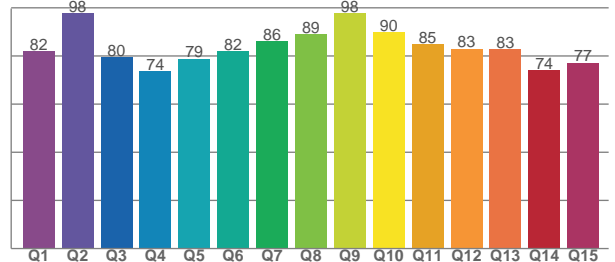
TM30 C values, 16 binned values out of total of 99 C values

C1	C2	C3	C4	C5	C6	C7	C8	C9	C10	C11	C12	C13	C14	C15	C16
75,87	84,06	79,23	87,08	88,99	93,34	87,99	86,01	80,30	71,83	74,69	85,04	83,72	86,00	75,14	74,80

CQS Q values

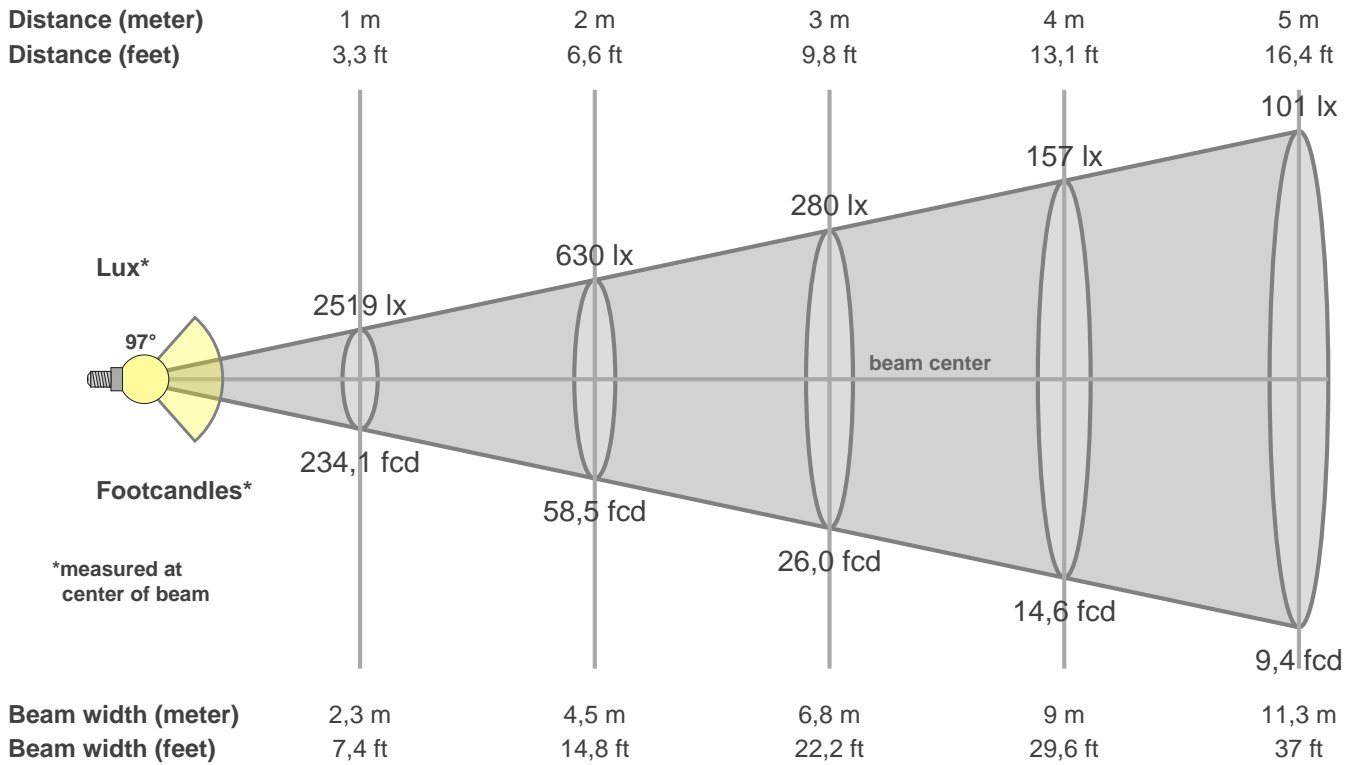
Q1	Q2	Q3	Q4	Q5	Q6	Q7	Q8	Q9	Q10	Q11	Q12	Q13	Q14	Q15
81,94	97,71	79,51	73,59	78,86	82,08	86,10	89,16	97,95	90,00	85,07	83,01	82,69	74,19	77,26

CQS: 82,4



Color parameters

CCT	CRI	CRI R9	TM30 Rf	TM30 Rg	CQS	x	y	u	v	Duv
4049 K	85,2	18,7	82,0	94,4	82,4	0,4	0,4	0,2	0,3	0,0030



Intensities in 0° c-plane

0°	5°	10°	15°	20°	25°	30°	35°	40°	45°	50°	55°	60°	65°	70°	75°	80°	85°	90°	95°
2519	2524	2476	2382	2320	2260	2123	1912	1657	1416	1163	908	688	506	353	246	173	99	34	25
100%	100%	98%	95%	92%	90%	84%	76%	66%	56%	46%	36%	27%	20%	14%	10%	7%	4%	1%	1%

Intensities in 90° c-plane

0°	5°	10°	15°	20°	25°	30°	35°	40°	45°	50°	55°	60°	65°	70°	75°	80°	85°	90°	95°
2519	2517	2493	2445	2372	2264	2106	1882	1628	1393	1156	927	731	537	375	278	197	111	30	20
100%	100%	99%	97%	94%	90%	84%	75%	65%	55%	46%	37%	29%	21%	15%	11%	8%	4%	1%	1%

Intensities in 180° c-plane

0°	5°	10°	15°	20°	25°	30°	35°	40°	45°	50°	55°	60°	65°	70°	75°	80°	85°	90°	95°
2519	2483	2452	2422	2358	2250	2107	1906	1663	1424	1185	944	726	541	385	272	187	110	44	27
100%	99%	97%	96%	94%	89%	84%	76%	66%	57%	47%	37%	29%	21%	15%	11%	7%	4%	2%	1%

Intensities in 270° c-plane

0°	5°	10°	15°	20°	25°	30°	35°	40°	45°	50°	55°	60°	65°	70°	75°	80°	85°	90°	95°
2519	2513	2490	2446	2379	2278	2120	1909	1667	1418	1178	956	749	557	393	277	193	106	39	24
100%	100%	99%	97%	94%	90%	84%	76%	66%	56%	47%	38%	30%	22%	16%	11%	8%	4%	2%	1%

Beam angle 50%	Field angle 10%	Cutoff angle 2,5%	Intensity ratio in 120° cone	Intensity ratio in 90° cone
96,8°	150,4°	176,1°	82,2%	59,9%