

Эффективность света:

**142 Lumen/Watt**

Качество света:

**CRI: 85,8**

Цветовая температура:

**4069 K**

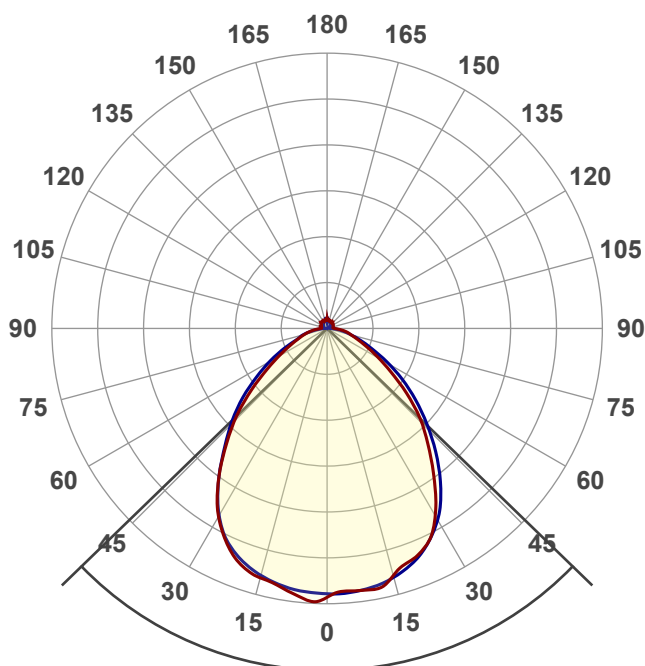
**Поток: 1728 lm**

**Интенс.: 742 cd**

**Мощн.: 12,2 W**

**КПД: 0,89**

4 PLANES



Угол пучка

**91,8°**

Цвет

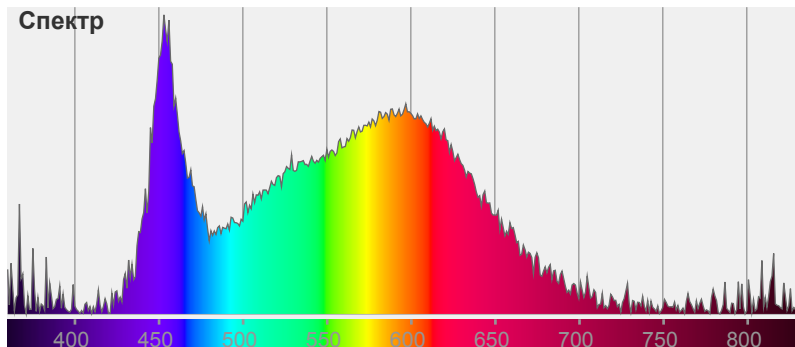


CIE1931

x: 0,363

y: 0,356

Спектр



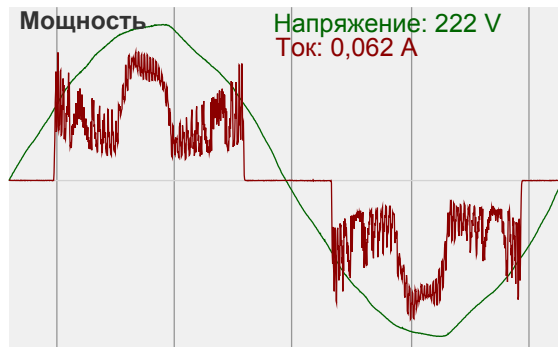
Название продукта:

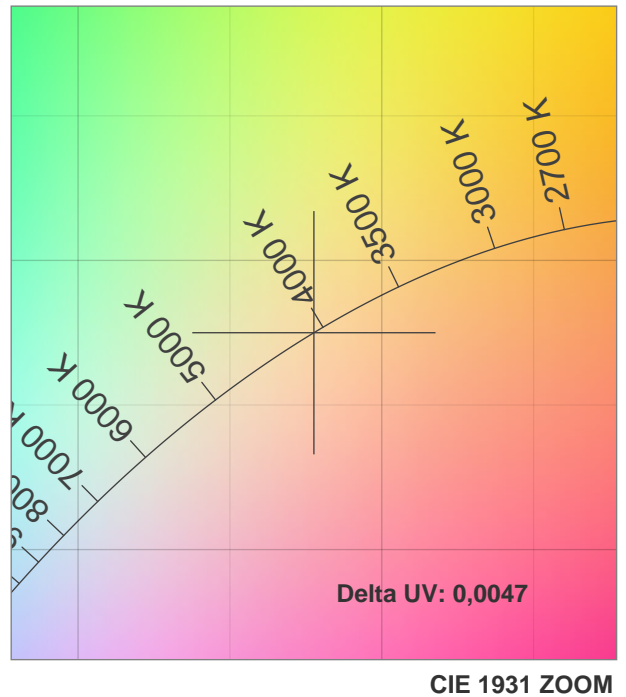
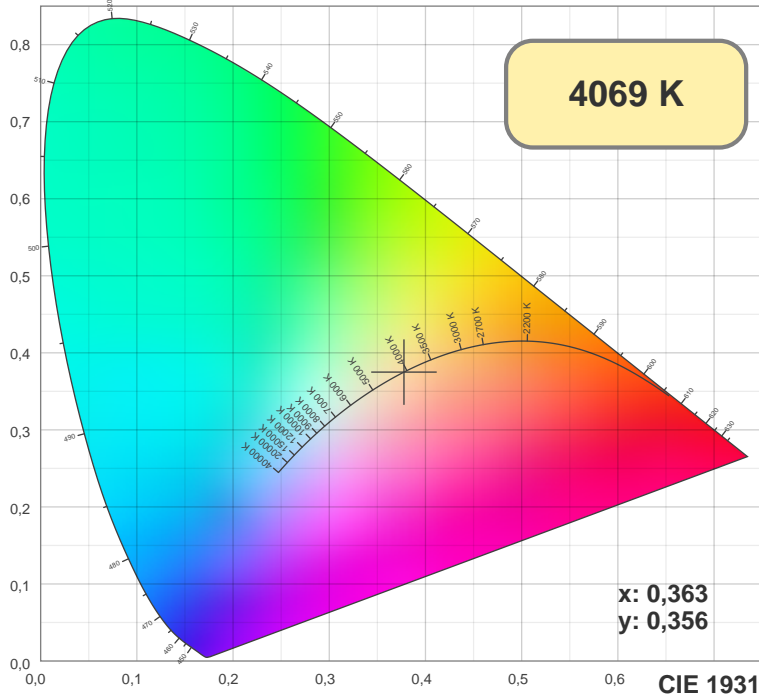
**ViLED CC**

**03-Y-A-12-590.130.15-4-0-65**

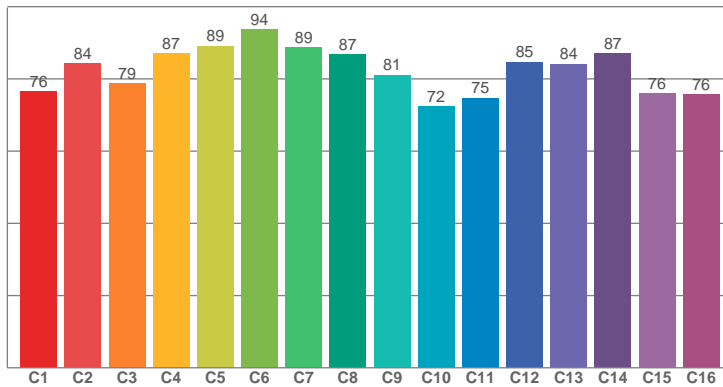
Дата и время:

**22.12.2017 11:51:38**

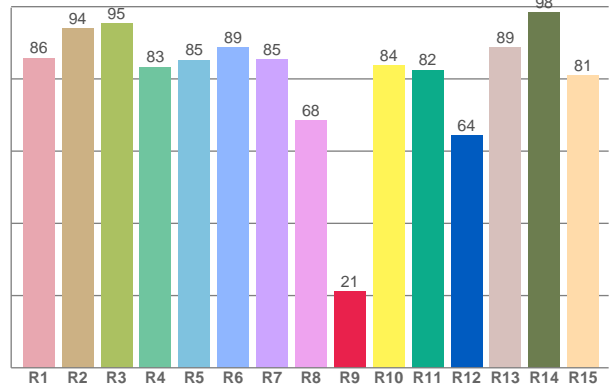




TM30: 82,3



CRI: 85,8 (R1-R8)



CRI R values, only R1-R8 are used to calculate final CRI value

R1	R2	R3	R4	R5	R6	R7	R8	R9	R10	R11	R12	R13	R14	R15
85,82	93,91	95,36	83,33	85,28	88,77	85,49	68,49	21,16	83,73	82,45	64,40	88,64	98,37	81,03

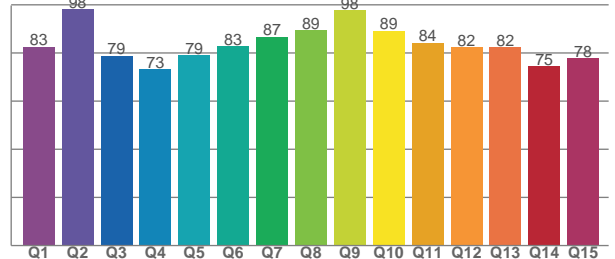
TM30 C values, 16 binned values out of total of 99 C values

C1	C2	C3	C4	C5	C6	C7	C8	C9	C10	C11	C12	C13	C14	C15	C16
76,50	84,19	78,88	86,96	89,17	93,61	88,80	86,80	81,13	72,28	74,71	84,72	84,15	86,96	76,06	75,61

CQS Q values

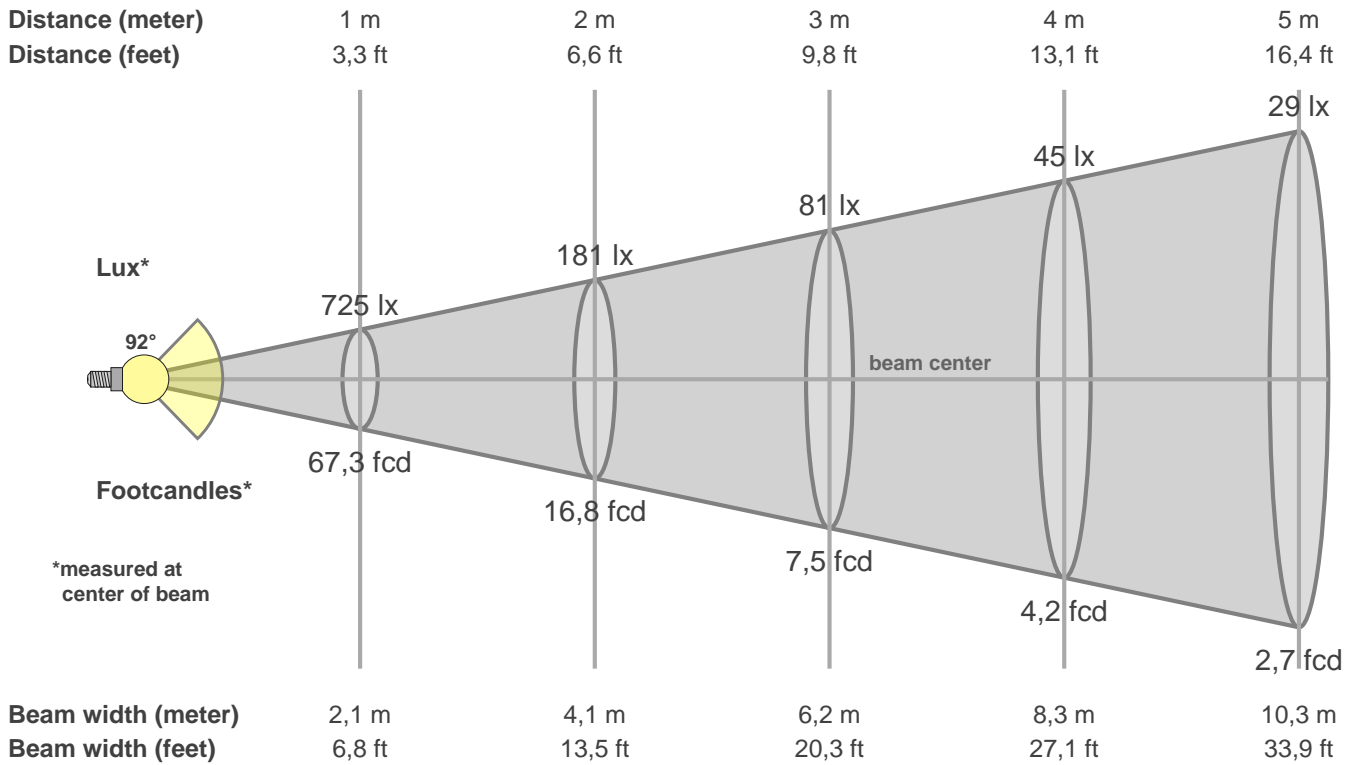
Q1	Q2	Q3	Q4	Q5	Q6	Q7	Q8	Q9	Q10	Q11	Q12	Q13	Q14	Q15
82,65	98,15	78,88	73,34	79,12	82,78	86,75	89,35	97,92	89,29	84,30	82,33	82,31	74,60	77,69

CQS: 82,5



Color parameters

CCT	CRI	CRI R9	TM30 Rf	TM30 Rg	CQS	x	y	u	v	Duv
4069 K	85,8	21,2	82,3	95,0	82,5	0,4	0,4	0,2	0,3	0,0047



Intensities in 0° c-plane

0°	5°	10°	15°	20°	25°	30°	35°	40°	45°	50°	55°	60°	65°	70°	75°	80°	85°	90°	95°
725	716	717	694	669	641	585	508	432	364	291	220	163	120	89	68	53	36	20	16
100%	99%	99%	96%	92%	88%	81%	70%	60%	50%	40%	30%	23%	17%	12%	9%	7%	5%	3%	2%

Intensities in 90° c-plane

0°	5°	10°	15°	20°	25°	30°	35°	40°	45°	50°	55°	60°	65°	70°	75°	80°	85°	90°	95°
725	718	711	698	676	643	598	537	466	393	323	258	196	140	99	68	46	26	9	8
100%	99%	98%	96%	93%	89%	83%	74%	64%	54%	45%	36%	27%	19%	14%	9%	6%	4%	1%	1%

Intensities in 180° c-plane

0°	5°	10°	15°	20°	25°	30°	35°	40°	45°	50°	55°	60°	65°	70°	75°	80°	85°	90°	95°
725	733	714	700	680	642	587	515	433	356	278	208	153	113	84	64	47	30	17	17
100%	101%	99%	97%	94%	89%	81%	71%	60%	49%	38%	29%	21%	16%	12%	9%	6%	4%	2%	2%

Intensities in 270° c-plane

0°	5°	10°	15°	20°	25°	30°	35°	40°	45°	50°	55°	60°	65°	70°	75°	80°	85°	90°	95°
725	716	707	693	670	637	584	514	438	370	304	238	181	129	86	68	44	22	8	8
100%	99%	98%	96%	92%	88%	81%	71%	60%	51%	42%	33%	25%	18%	12%	9%	6%	3%	1%	1%

Beam angle 50%	Field angle 10%	Cutoff angle 2,5%	Intensity ratio in 120° cone	Intensity ratio in 90° cone
91,8°	145,8°	360,0°	80,6%	60,1%