

СЕВЕРО-ЗАПАДНАЯ СВЕТОТЕХНИЧЕСКАЯ ЛАБОРАТОРИЯ

Эффективность света:

130 Lumen/Watt

Качество света:

CRI: 86,4

Цветовая температура:

4027 K

Поток: 3037 lm

Интенс.: 934 cd

Мощн.: 23,4 W

КПД: 0,93

4 PLANES



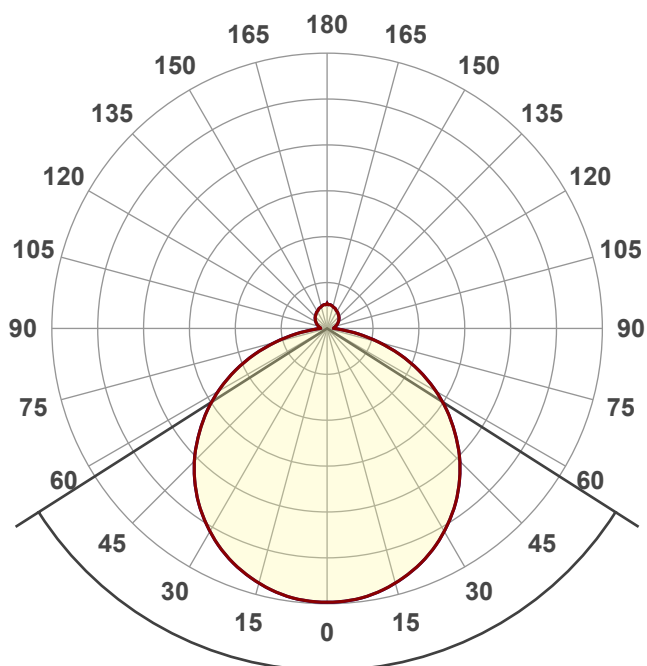
Название продукта:

ViLED CC

01-B-M-24-590.590.60-4-0-65

Дата и время:

02.10.2017 11:44:10



Угол пучка

115°

Цвет

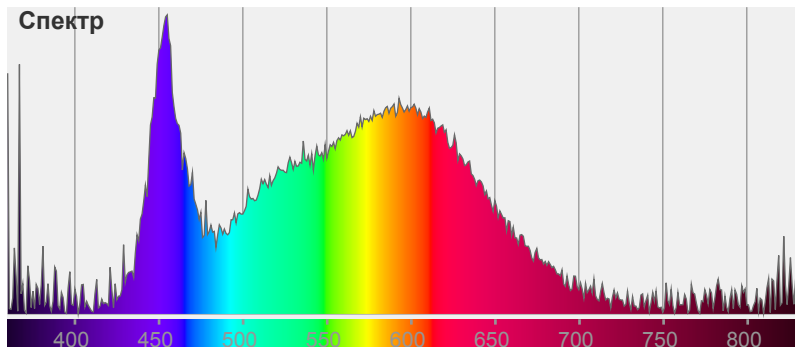


CIE1931

x: 0,364

y: 0,356

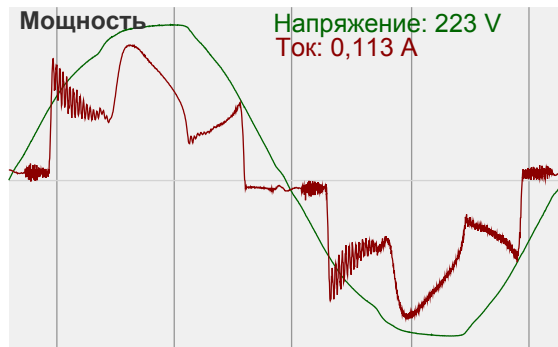
Спектр



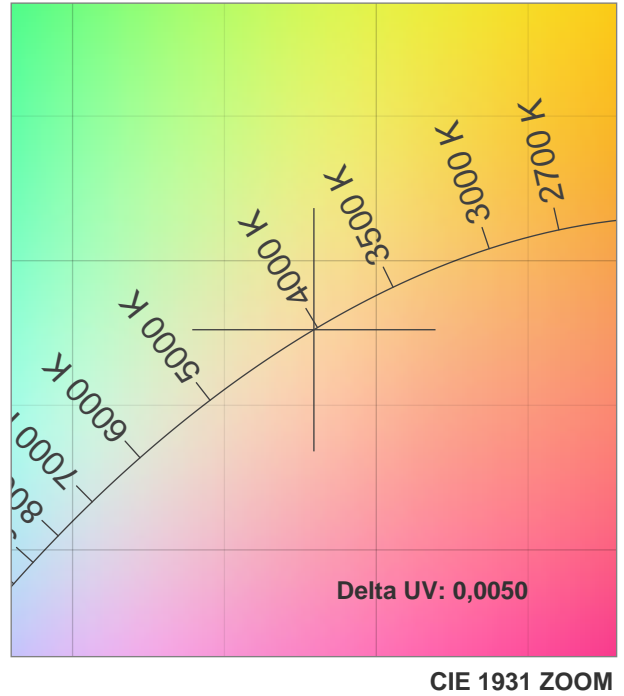
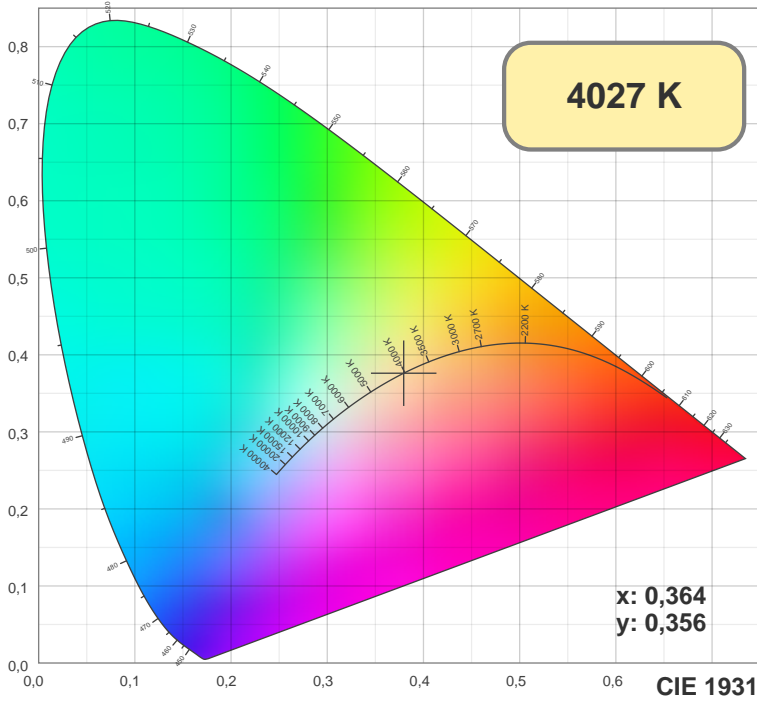
Мощность

Напряжение: 223 V

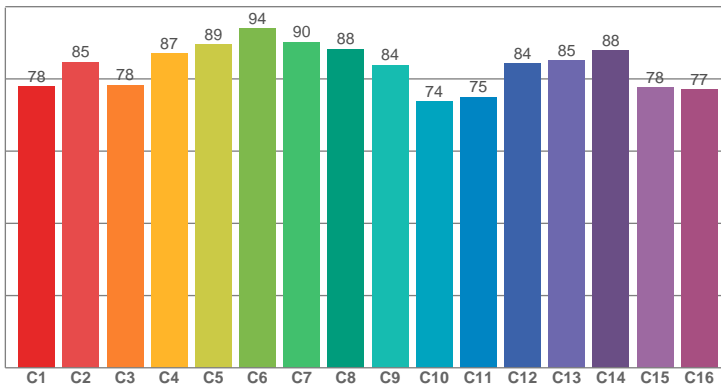
Ток: 0,113 A



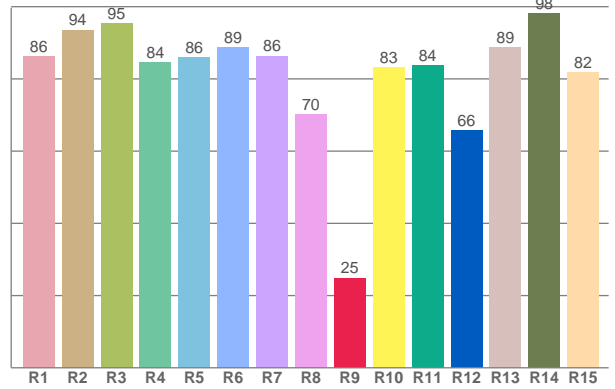
СЕВЕРО-ЗАПАДНАЯ СВЕТОТЕХНИЧЕСКАЯ ЛАБОРАТОРИЯ



TM30: 83,1



CRI: 86,4 (R1-R8)



CRI R values, only R1-R8 are used to calculate final CRI value

R1	R2	R3	R4	R5	R6	R7	R8	R9	R10	R11	R12	R13	R14	R15
86,29	93,55	95,45	84,48	85,91	88,69	86,37	70,11	24,85	83,18	83,72	65,73	88,73	98,20	81,87

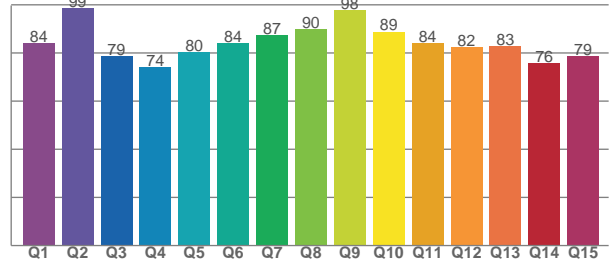
TM30 C values, 16 binned values out of total of 99 C values

C1	C2	C3	C4	C5	C6	C7	C8	C9	C10	C11	C12	C13	C14	C15	C16
77,89	84,72	78,36	86,97	89,48	94,00	90,26	88,33	83,84	73,78	75,00	84,38	85,21	87,81	77,64	77,08

CQS Q values

Q1	Q2	Q3	Q4	Q5	Q6	Q7	Q8	Q9	Q10	Q11	Q12	Q13	Q14	Q15
83,92	98,61	78,63	74,14	80,29	84,05	87,39	89,72	97,78	88,87	84,25	82,46	82,70	75,71	78,76

CQS: 83,0



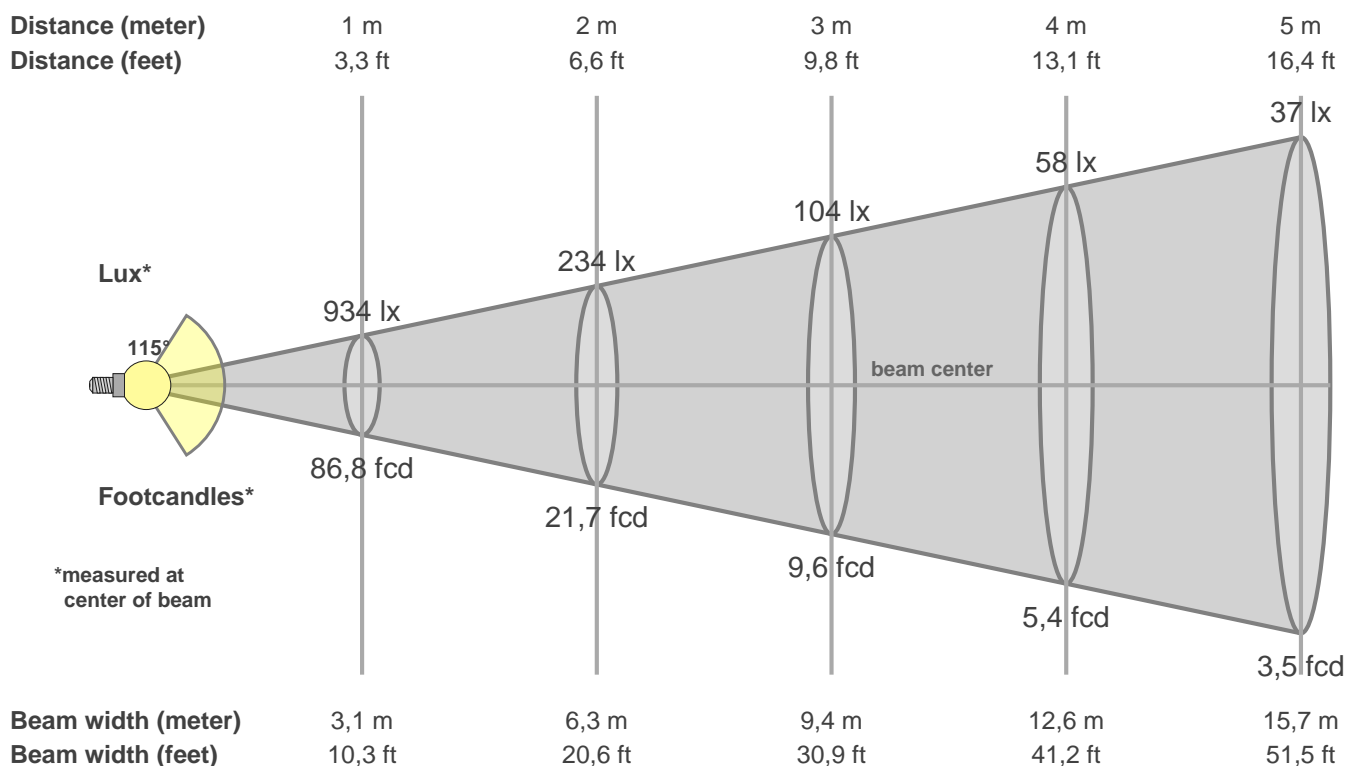
Color parameters

CCT	CRI	CRI R9	TM30 Rf	TM30 Rg	CQS	x	y	u	v	Duv
4027 K	86,4	24,9	83,1	95,9	83,0	0,4	0,4	0,2	0,3	0,0050

СЕВЕРО-ЗАПАДНАЯ СВЕТОТЕХНИЧЕСКАЯ ЛАБОРАТОРИЯ

Beam details

3 of 3



Intensities in 0° c-plane

0°	5°	10°	15°	20°	25°	30°	35°	40°	45°	50°	55°	60°	65°	70°	75°	80°	85°	90°	95°
934	931	919	899	873	840	799	753	700	640	574	504	429	351	269	185	109	49	25	23
100%	100%	98%	96%	93%	90%	86%	81%	75%	69%	61%	54%	46%	38%	29%	20%	12%	5%	3%	2%

Intensities in 90° c-plane

0°	5°	10°	15°	20°	25°	30°	35°	40°	45°	50°	55°	60°	65°	70°	75°	80°	85°	90°	95°
934	931	919	899	873	840	799	753	700	640	574	504	429	351	269	185	109	49	25	23
100%	100%	98%	96%	93%	90%	86%	81%	75%	69%	61%	54%	46%	38%	29%	20%	12%	5%	3%	2%

Intensities in 180° c-plane

0°	5°	10°	15°	20°	25°	30°	35°	40°	45°	50°	55°	60°	65°	70°	75°	80°	85°	90°	95°
934	931	919	899	873	840	799	753	700	640	574	504	429	351	269	185	109	49	25	23
100%	100%	98%	96%	93%	90%	86%	81%	75%	69%	61%	54%	46%	38%	29%	20%	12%	5%	3%	2%

Intensities in 270° c-plane

0°	5°	10°	15°	20°	25°	30°	35°	40°	45°	50°	55°	60°	65°	70°	75°	80°	85°	90°	95°
934	931	919	899	873	840	799	753	700	640	574	504	429	351	269	185	109	49	25	23
100%	100%	98%	96%	93%	90%	86%	81%	75%	69%	61%	54%	46%	38%	29%	20%	12%	5%	3%	2%

Beam angle 50%	Field angle 10%	Cutoff angle 2,5%	Intensity ratio in 120° cone	Intensity ratio in 90° cone
115,0°	162,5°	360,0°	70,6%	47,7%