

СЕВЕРО-ЗАПАДНАЯ СВЕТОТЕХНИЧЕСКАЯ ЛАБОРАТОРИЯ

Эффективность света:

140 Lumen/Watt

Качество света:

CRI: 86,2

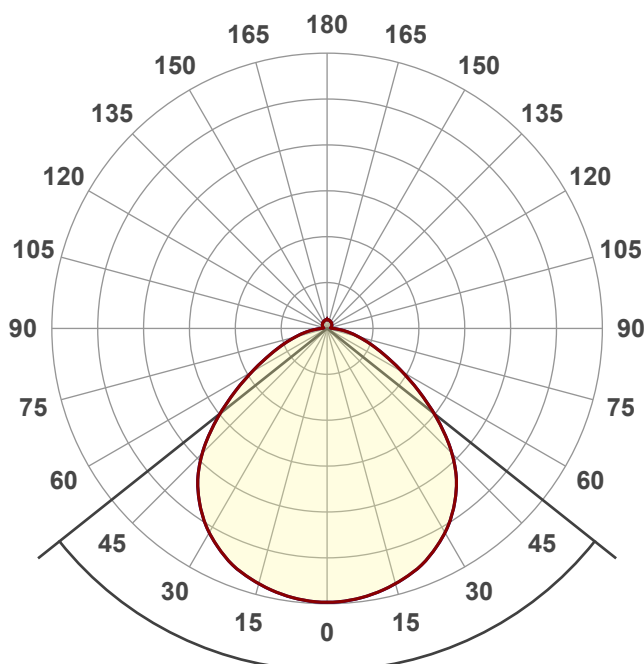
Цветовая температура:

4095 K

Поток: 3265 lm
Интенс.: 1207 cd

Мощн.: 23,3 W
КПД: 0,93

4 PLANES



Угол пучка

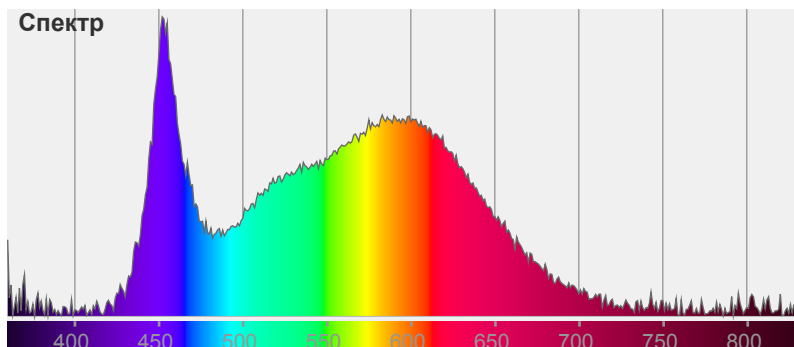
103°

Цвет



CIE1931
x: 0,361
y: 0,353

Спектр



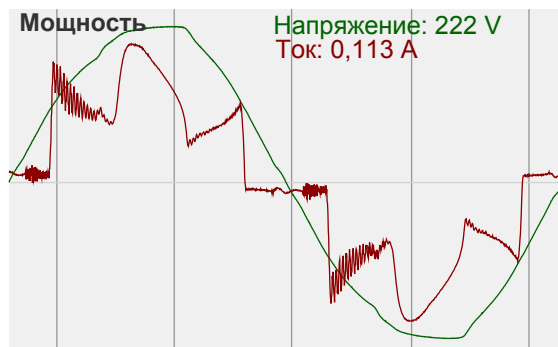
Название продукта:

ViLED CC

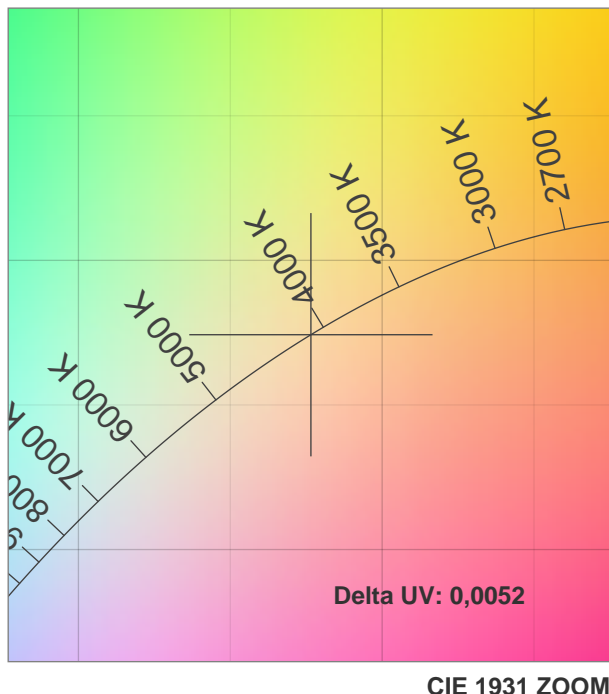
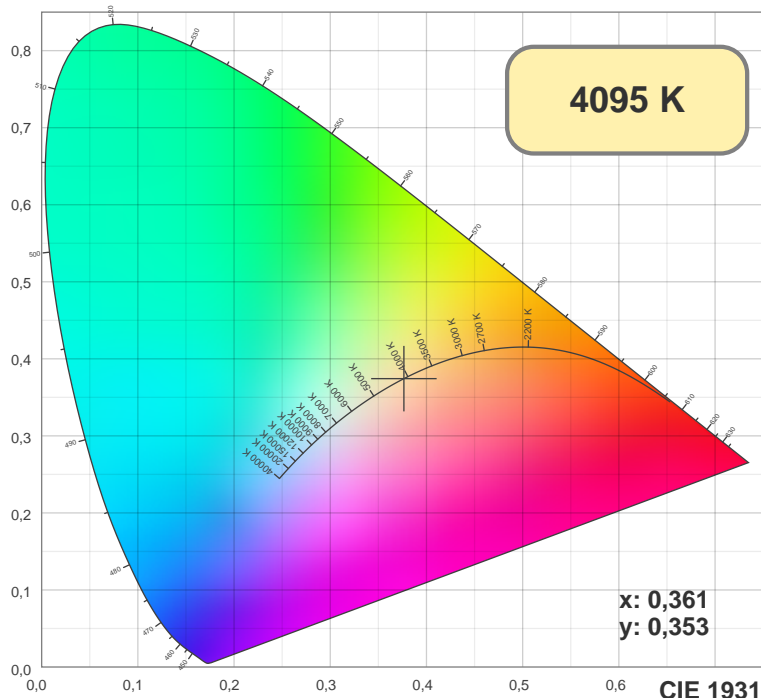
01-B-K-24-590.590.60-4-0-65

Дата и время:

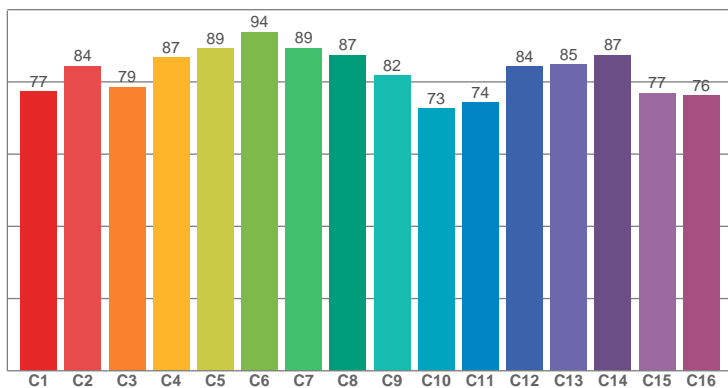
02.10.2017 13:03:03



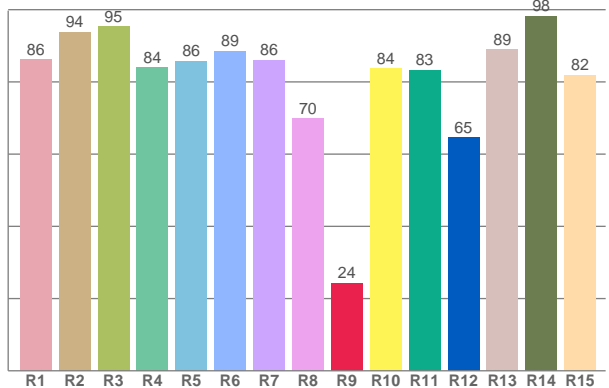
СЕВЕРО-ЗАПАДНАЯ СВЕТОТЕХНИЧЕСКАЯ ЛАБОРАТОРИЯ



TM30: 82,6



CRI: 86,2 (R1-R8)



CRI R values, only R1-R8 are used to calculate final CRI value

R1	R2	R3	R4	R5	R6	R7	R8	R9	R10	R11	R12	R13	R14	R15
86,27	93,82	95,34	84,09	85,80	88,55	86,09	69,91	24,36	83,71	83,34	64,65	88,91	98,30	81,94

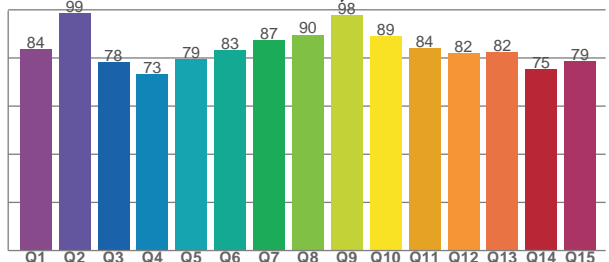
TM30 C values, 16 binned values out of total of 99 C values

C1	C2	C3	C4	C5	C6	C7	C8	C9	C10	C11	C12	C13	C14	C15	C16
77,33	84,43	78,59	86,85	89,20	93,80	89,45	87,44	81,77	72,57	74,35	84,29	84,79	87,45	76,94	76,24

CQS Q values

Q1	Q2	Q3	Q4	Q5	Q6	Q7	Q8	Q9	Q10	Q11	Q12	Q13	Q14	Q15
83,59	98,51	78,38	73,25	79,48	83,37	87,26	89,67	97,81	88,95	84,04	82,10	82,29	75,42	78,52

CQS: 82,7



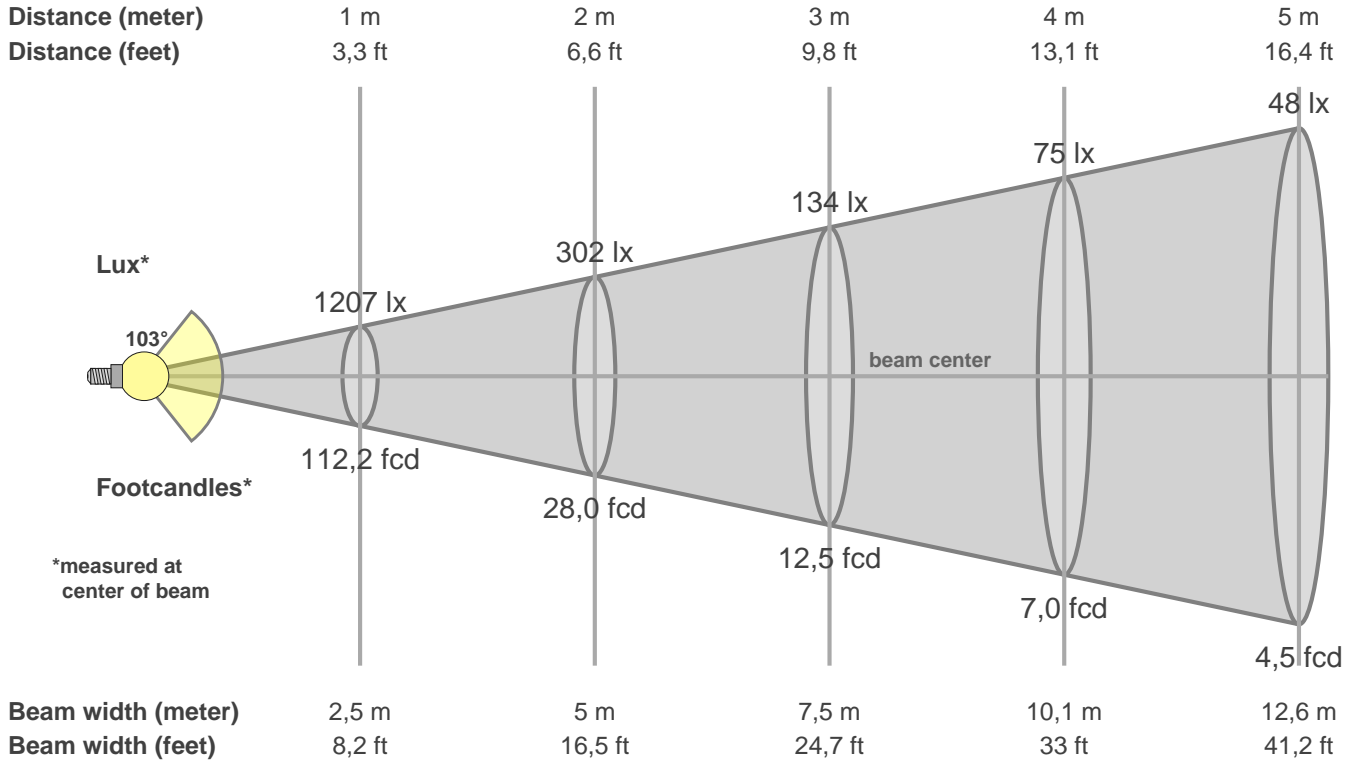
Color parameters

CCT	CRI	CRI R9	TM30 Rf	TM30 Rg	CQS	x	y	u	v	Duv
4095 K	86,2	24,4	82,6	95,6	82,7	0,4	0,4	0,2	0,3	0,0052

СЕВЕРО-ЗАПАДНАЯ СВЕТОТЕХНИЧЕСКАЯ ЛАБОРАТОРИЯ

Beam details

3 of 3



Intensities in 0° c-plane

0°	5°	10°	15°	20°	25°	30°	35°	40°	45°	50°	55°	60°	65°	70°	75°	80°	85°	90°	95°
1207	1202	1188	1165	1136	1093	1039	971	886	777	645	508	384	283	206	144	96	54	26	17
100%	100%	98%	97%	94%	91%	86%	80%	73%	64%	53%	42%	32%	23%	17%	12%	8%	4%	2%	1%

Intensities in 90° c-plane

0°	5°	10°	15°	20°	25°	30°	35°	40°	45°	50°	55°	60°	65°	70°	75°	80°	85°	90°	95°
1207	1202	1188	1165	1136	1093	1039	971	886	777	645	508	384	283	206	144	96	54	26	17
100%	100%	98%	97%	94%	91%	86%	80%	73%	64%	53%	42%	32%	23%	17%	12%	8%	4%	2%	1%

Intensities in 180° c-plane

0°	5°	10°	15°	20°	25°	30°	35°	40°	45°	50°	55°	60°	65°	70°	75°	80°	85°	90°	95°
1207	1202	1188	1165	1136	1093	1039	971	886	777	645	508	384	283	206	144	96	54	26	17
100%	100%	98%	97%	94%	91%	86%	80%	73%	64%	53%	42%	32%	23%	17%	12%	8%	4%	2%	1%

Intensities in 270° c-plane

0°	5°	10°	15°	20°	25°	30°	35°	40°	45°	50°	55°	60°	65°	70°	75°	80°	85°	90°	95°
1207	1202	1188	1165	1136	1093	1039	971	886	777	645	508	384	283	206	144	96	54	26	17
100%	100%	98%	97%	94%	91%	86%	80%	73%	64%	53%	42%	32%	23%	17%	12%	8%	4%	2%	1%

Beam angle 50%	Field angle 10%	Cutoff angle 2,5%	Intensity ratio in 120° cone	Intensity ratio in 90° cone
103,0°	154,9°	360,0°	79,8%	57,0%